

Maharashtra University of Health Sciences, Nashik
Inspection Committee Report for Academic Year 2023 - 2024

Clinical Material in Hospital

Faculty - Physiotherapy

Name of College/Institute – Dr. Ulhas Patil College Of Physiotherapy Jalgaon

| Sr. No. | Particulars to be verified | Adequate / Inadequate | | | | | | | | | | | | | | | | | | | | | | | | | | | | | | | | | | | | | | | | | | | | | | | | | | | | |
|------------|--|-----------------------|----------------|--------------------|----------------|----|------------------|----|----|----|-----------------|----|----|----|-------------|----|----|----|--------------|----|----|----|------------|----|----|----|-------------|----|----|----|--------------|----|----|----|-------------|----|----|----|-------------|----|----|----|------------------|----|----|----|-----------|----|----|-------|--|-----|-----|----------|
| a. | There must be a parent Hospital with minimum 300 beds Indoor & Outdoor Facility with Physiotherapy exposure in the broad specialty areas including Intensive care to provide practical experience to the student.: | Adequate | | | | | | | | | | | | | | | | | | | | | | | | | | | | | | | | | | | | | | | | | | | | | | | | | | | | |
| b. | The student to patient ratio should be minimum 1:5, the first part being student & second part patient. | Adequate | | | | | | | | | | | | | | | | | | | | | | | | | | | | | | | | | | | | | | | | | | | | | | | | | | | | |
| c. | The desirable breakup of beds shall be as follows : Student Patient Ratio (as per M.S.R., it must be 1:5) : <table border="1" style="margin-left: 20px; width: 100%;"> <thead> <tr> <th style="text-align: center;">Sr.N o.</th> <th style="text-align: center;">Specialty</th> <th style="text-align: center;">For 30 & 60 Intake</th> <th style="text-align: center;">For 100 Intake</th> </tr> </thead> <tbody> <tr><td style="text-align: center;">01</td><td style="text-align: center;">General Medicine</td><td style="text-align: center;">60</td><td style="text-align: center;">90</td></tr> <tr><td style="text-align: center;">02</td><td style="text-align: center;">General Surgery</td><td style="text-align: center;">60</td><td style="text-align: center;">90</td></tr> <tr><td style="text-align: center;">03</td><td style="text-align: center;">Orthopedics</td><td style="text-align: center;">60</td><td style="text-align: center;">90</td></tr> <tr><td style="text-align: center;">04</td><td style="text-align: center;">Obst & Gynac</td><td style="text-align: center;">30</td><td style="text-align: center;">60</td></tr> <tr><td style="text-align: center;">05</td><td style="text-align: center;">Pediatrics</td><td style="text-align: center;">30</td><td style="text-align: center;">60</td></tr> <tr><td style="text-align: center;">06</td><td style="text-align: center;">Medical ICU</td><td style="text-align: center;">10</td><td style="text-align: center;">15</td></tr> <tr><td style="text-align: center;">07</td><td style="text-align: center;">Surgical ICU</td><td style="text-align: center;">10</td><td style="text-align: center;">15</td></tr> <tr><td style="text-align: center;">08</td><td style="text-align: center;">PICU + NICU</td><td style="text-align: center;">10</td><td style="text-align: center;">15</td></tr> <tr><td style="text-align: center;">09</td><td style="text-align: center;">ICCU + RICU</td><td style="text-align: center;">10</td><td style="text-align: center;">10</td></tr> <tr><td style="text-align: center;">10</td><td style="text-align: center;">Burns Unit / ICU</td><td style="text-align: center;">10</td><td style="text-align: center;">05</td></tr> <tr><td style="text-align: center;">11</td><td style="text-align: center;">Emergency</td><td style="text-align: center;">10</td><td style="text-align: center;">10</td></tr> <tr> <td colspan="2" style="text-align: center;">Total</td> <td style="text-align: center;">300</td> <td style="text-align: center;">450</td> </tr> </tbody> </table> | Sr.N o. | Specialty | For 30 & 60 Intake | For 100 Intake | 01 | General Medicine | 60 | 90 | 02 | General Surgery | 60 | 90 | 03 | Orthopedics | 60 | 90 | 04 | Obst & Gynac | 30 | 60 | 05 | Pediatrics | 30 | 60 | 06 | Medical ICU | 10 | 15 | 07 | Surgical ICU | 10 | 15 | 08 | PICU + NICU | 10 | 15 | 09 | ICCU + RICU | 10 | 10 | 10 | Burns Unit / ICU | 10 | 05 | 11 | Emergency | 10 | 10 | Total | | 300 | 450 | Adequate |
| Sr.N o. | Specialty | For 30 & 60 Intake | For 100 Intake | | | | | | | | | | | | | | | | | | | | | | | | | | | | | | | | | | | | | | | | | | | | | | | | | | | |
| 01 | General Medicine | 60 | 90 | | | | | | | | | | | | | | | | | | | | | | | | | | | | | | | | | | | | | | | | | | | | | | | | | | | |
| 02 | General Surgery | 60 | 90 | | | | | | | | | | | | | | | | | | | | | | | | | | | | | | | | | | | | | | | | | | | | | | | | | | | |
| 03 | Orthopedics | 60 | 90 | | | | | | | | | | | | | | | | | | | | | | | | | | | | | | | | | | | | | | | | | | | | | | | | | | | |
| 04 | Obst & Gynac | 30 | 60 | | | | | | | | | | | | | | | | | | | | | | | | | | | | | | | | | | | | | | | | | | | | | | | | | | | |
| 05 | Pediatrics | 30 | 60 | | | | | | | | | | | | | | | | | | | | | | | | | | | | | | | | | | | | | | | | | | | | | | | | | | | |
| 06 | Medical ICU | 10 | 15 | | | | | | | | | | | | | | | | | | | | | | | | | | | | | | | | | | | | | | | | | | | | | | | | | | | |
| 07 | Surgical ICU | 10 | 15 | | | | | | | | | | | | | | | | | | | | | | | | | | | | | | | | | | | | | | | | | | | | | | | | | | | |
| 08 | PICU + NICU | 10 | 15 | | | | | | | | | | | | | | | | | | | | | | | | | | | | | | | | | | | | | | | | | | | | | | | | | | | |
| 09 | ICCU + RICU | 10 | 10 | | | | | | | | | | | | | | | | | | | | | | | | | | | | | | | | | | | | | | | | | | | | | | | | | | | |
| 10 | Burns Unit / ICU | 10 | 05 | | | | | | | | | | | | | | | | | | | | | | | | | | | | | | | | | | | | | | | | | | | | | | | | | | | |
| 11 | Emergency | 10 | 10 | | | | | | | | | | | | | | | | | | | | | | | | | | | | | | | | | | | | | | | | | | | | | | | | | | | |
| Total | | 300 | 450 | | | | | | | | | | | | | | | | | | | | | | | | | | | | | | | | | | | | | | | | | | | | | | | | | | | |
| d. | Student : Bed Ratio (Undergraduate) : 1:5 | Adequate | | | | | | | | | | | | | | | | | | | | | | | | | | | | | | | | | | | | | | | | | | | | | | | | | | | | |
| e. | Average Bed Occupancy in % : 85 % | Adequate | | | | | | | | | | | | | | | | | | | | | | | | | | | | | | | | | | | | | | | | | | | | | | | | | | | | |
| f. | Whether separate Registration room is available at OPD? Yes a. Number of total patients registered in last Year : 22714 b. Number of New Patients registered on daily average : 38 c. Number of Old patient registered on daily average :24 d. Average Number of patients attending OPD (current year) : 8759 e. Whether records of patient registration are well maintained : Yes | Adequate | | | | | | | | | | | | | | | | | | | | | | | | | | | | | | | | | | | | | | | | | | | | | | | | | | | | |
| g. | Indoor Physiotherapy Department Areas as per Clinical Load and Intake : (as per M.S.R.) Clinical Load, Total Strength of Hospital Beds, Outdoor Physiotherapy Load per specialty, Indoor Physiotherapy Load per Specialty, Student : Patient ratio per specialty. | Adequate | | | | | | | | | | | | | | | | | | | | | | | | | | | | | | | | | | | | | | | | | | | | | | | | | | | | |
| h. | Outdoor Physiotherapy Department Areas as per Clinical Load and Intake : (as per M.S.R.) | Adequate | | | | | | | | | | | | | | | | | | | | | | | | | | | | | | | | | | | | | | | | | | | | | | | | | | | | |
| I | Physiotherapy OPD Services (as per M.S.R.) : The hospital shall have functional physiotherapy department providing services on outpatient & in patient department at least since 12 Months prior application & shall maintain required OPD and IPD records for verification. | Adequate | | | | | | | | | | | | | | | | | | | | | | | | | | | | | | | | | | | | | | | | | | | | | | | | | | | | |
| | <ul style="list-style-type: none"> • As per Central Council Norms/ University Norms, above Infrastructure must be available at College. • If Infrastructure is available, then mark "Adequate" & do not attach any documents. • In case of "Inadequate", it must be mark as "Inadequate" with evidence. | | | | | | | | | | | | | | | | | | | | | | | | | | | | | | | | | | | | | | | | | | | | | | | | | | | | | |





Dean/ Principal Stamp & Signature
Principal

Dr. Ulhas Patil College of
Physiotherapy, Jalgaon

**GODAVARI FOUNDATION'S
DR. ULHAS PATIL COLLEGE OF PHYSIOTHERAPY
Hospital Statistics - Physiotherapy Patient**

| Month | Physiotherapy OPD Statistics | | | | | | | | |
|---------|------------------------------|--------|-------|-----------|--------|-------|--------------------|--------|-------|
| | Musculoskeletal | | | Neurology | | | Cardio-Respiratory | | |
| | Male | Female | Total | Male | Female | Total | Male | Female | Total |
| Aug-22 | 53 | 50 | 113 | 58 | 36 | 94 | 53 | 17 | 70 |
| Sep-22 | 154 | 194 | 348 | 74 | 61 | 135 | 74 | 116 | 190 |
| Oct'-22 | 174 | 162 | 336 | 88 | 88 | 176 | 110 | 68 | 178 |
| Nov'-22 | 203 | 177 | 380 | 101 | 82 | 183 | 101 | 66 | 167 |
| Dec'-22 | 205 | 161 | 366 | 149 | 131 | 280 | 94 | 94 | 188 |
| Jan' 23 | 135 | 193 | 328 | 168 | 132 | 300 | 91 | 85 | 176 |
| Feb' 23 | 181 | 183 | 364 | 208 | 149 | 357 | 85 | 99 | 184 |
| Mar' 23 | 207 | 198 | 405 | 217 | 171 | 388 | 118 | 145 | 263 |
| Apr' 23 | 188 | 194 | 382 | 202 | 128 | 330 | 134 | 103 | 237 |
| May 23 | 201 | 155 | 356 | 172 | 142 | 314 | 125 | 109 | 234 |
| Jun' 23 | 193 | 161 | 354 | 160 | 184 | 344 | 132 | 117 | 249 |
| Total | 1894 | 1828 | 3722 | 1597 | 1304 | 2901 | 1117 | 1019 | 2136 |

Physiotherapy OPD Statistics for the year Aug 2022 to Feb 2023



Signature
Incharge

JALGAON (M.S.)
Ulhas Patil College of Physiotherapy

Signature
Principal

Dr. Ulhas Patil College of Physiotherapy

GODAVARI FOUNDATION'S
DR. ULHAS PATIL COLLEGE OF PHYSIOTHERAPY
Hospital Statistics - Physiotherapy Patient

TOTAL IPD PATIENTS OF THE YEAR 2022-23

| Month | Ortho Ward | | | Neurology | | | CCU | | | NICU | | | PICU | | | MICU | | | SICU | | | Medicine Ward | | | Surgery Ward | | | OBG |
|--------|------------|--------|-------|-----------|--------|-------|------|--------|-------|------|--------|-------|------|--------|-------|------|--------|-------|------|--------|-------|---------------|--------|-------|--------------|--------|-------|-----|
| | Male | Female | Total | Male | Female | Total | Male | Female | Total | Male | Female | Total | Male | Female | Total | Male | Female | Total | Male | Female | Total | Male | Female | Total | Male | Female | Total | |
| Aug-22 | 48 | 44 | 92 | - | - | - | 3 | 2 | 5 | 6 | 5 | 11 | 22 | 14 | 36 | 21 | 5 | 26 | 80 | 70 | 150 | 23 | 2 | 25 | 77 | | | |
| Sep-22 | 59 | 46 | 105 | 18 | 9 | 25 | - | - | - | 4 | 7 | 11 | 17 | 6 | 23 | 24 | 16 | 40 | 50 | 58 | 108 | 11 | 16 | 27 | 74 | | | |
| Oct-22 | 132 | 121 | 253 | 51 | 30 | 81 | 4 | 2 | 6 | 8 | 2 | 10 | 34 | 26 | 60 | 31 | 5 | 36 | 58 | 44 | 102 | 41 | 19 | 60 | 58 | | | |
| Nov-22 | 77 | 42 | 119 | 144 | 136 | 280 | 04 | 03 | 07 | 11 | 5 | 16 | 39 | 30 | 69 | 13 | 08 | 21 | 79 | 76 | 155 | 35 | 16 | 51 | 337 | | | |
| Dec-22 | 154 | 136 | 290 | 137 | 78 | 215 | 14 | 06 | 20 | 00 | 44 | 44 | 81 | 104 | 185 | 29 | 18 | 47 | 79 | 74 | 153 | 118 | 15 | 133 | 352 | | | |
| Jan-23 | 90 | 152 | 242 | 154 | 86 | 240 | 16 | 03 | 19 | 38 | 00 | 38 | 142 | 35 | 177 | 48 | 28 | 76 | 73 | 70 | 143 | 149 | 53 | 202 | 424 | | | |
| Feb-23 | 136 | 98 | 234 | 121 | 29 | 150 | 15 | 8 | 23 | 73 | 0 | 73 | 93 | 57 | 150 | 76 | 23 | 99 | 92 | 25 | 117 | 164 | 45 | 209 | 398 | | | |
| Mar-23 | 159 | 135 | 294 | 134 | 78 | 212 | 35 | 23 | 58 | 38 | 24 | 62 | 126 | 46 | 172 | 117 | 20 | 137 | 98 | 34 | 132 | 179 | 53 | 232 | 525 | | | |
| Apr-23 | 112 | 114 | 226 | 153 | 78 | 231 | 11 | 3 | 14 | 60 | 13 | 73 | 25 | 176 | 267 | 105 | 5 | 110 | 56 | 187 | 94 | 34 | 128 | 329 | | | | |
| May-23 | 153 | 106 | 259 | 101 | 50 | 151 | 12 | 27 | 39 | 112 | 22 | 134 | 91 | 79 | 198 | 66 | 28 | 94 | 102 | 53 | 155 | 104 | 40 | 144 | 220 | | | |
| Jun-23 | 145 | 85 | 230 | 109 | 80 | 189 | 20 | 9 | 29 | 79 | 11 | 90 | 107 | 174 | 201 | 77 | 26 | 103 | 104 | 47 | 151 | 159 | 37 | 196 | 486 | | | |
| Total | 1265 | 1079 | 2344 | 1122 | 654 | 1774 | 134 | 86 | 220 | 427 | 129 | 556 | 550 | 1023 | 1538 | 607 | 182 | 789 | 946 | 607 | 1553 | 1077 | 330 | 1407 | 3244 | | | |



Dr. Ulhas Patil
Incharge

Dr. Ulhas Patil
Principal
Dr. Ulhas Patil College of Physiotherapy, Jalgaon

**GODAVARI FOUNDATION'S
DR. ULHAS PATIL COLLEGE OF PHYSIOTHERAPY
Hospital Statistics - Physiotherapy Patient**

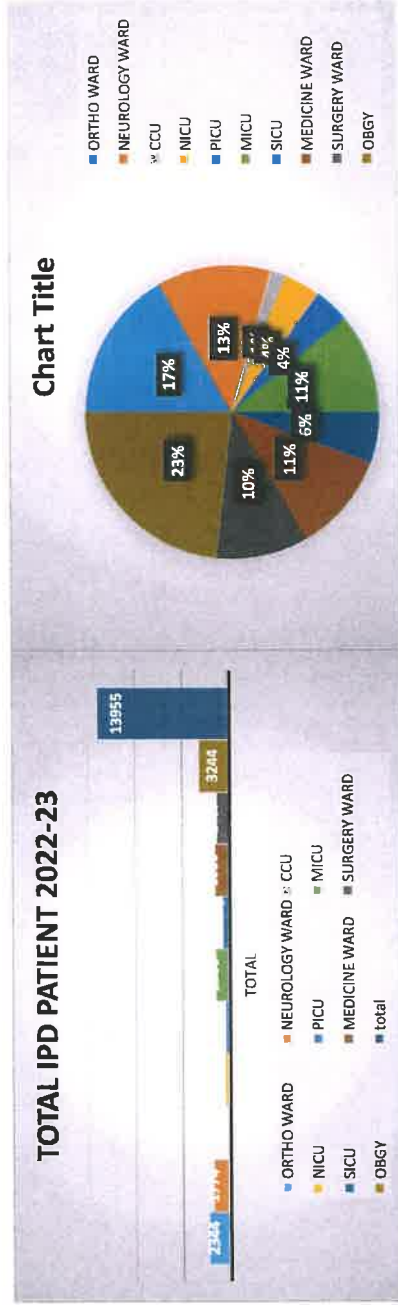


Signature
Principal
Dr. Ulhas Patil College of
Physiotherapy, Jalgaon

Signature
Incharge

**GODAVARI FOUNDATION'S
DR. ULHAS PATIL COLLEGE OF PHYSIOTHERAPY
Hospital Statistics - Physiotherapy Patient**

| TOTAL IPD PATIENTS YEAR 2022-23 | | | | | | | | | | | |
|---------------------------------|------------|----------------|-----|------|------|------|------|---------------|--------------|------|-------|
| | ORTHO WARD | NEUROLOGY WARD | CCU | NICU | PICU | MICU | SICU | MEDICINE WARD | SURGERY WARD | OBGY | Total |
| 2022-23 | 2344 | 1774 | 220 | 556 | 550 | 1538 | 789 | 1533 | 1407 | 3244 | 13955 |
| TOTAL | | | | | | | | | | | |



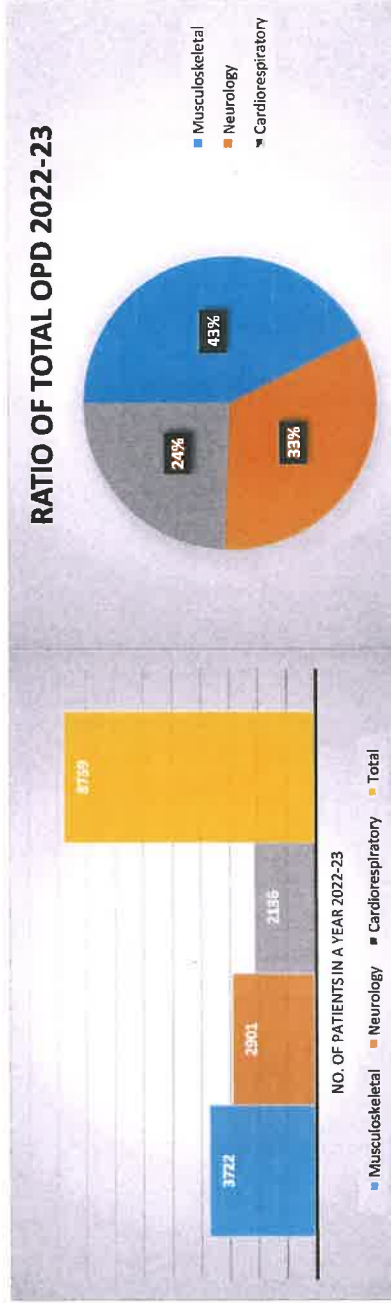
Dr. Ulhas Patil
Principal
Dr. Ulhas Patil College of
Physiotherapy, Jalgaon

Dr. Ulhas Patil
Incharge

**GODAVARI FOUNDATION'S
DR. ULHAS PATIL COLLEGE OF PHYSIOTHERAPY
Hospital Statistics - Physiotherapy Patient**

OPD TOTAL 2022-23

| OPD Dept. | No. of Patients in a year |
|-------------------|---------------------------|
| Musculoskeletal | 3722 |
| Neurology | 2901 |
| Cardiorespiratory | 2136 |
| Total | 8759 |



Sprificinal
Incharge




Dr. Ulhas Patil
Principal
Dr. Ulhas Patil College of
Physiotherapy, Jalgaon

**GODAVARI FOUNDATION'S
DR. ULHAS PATIL COLLEGE OF PHYSIOTHERAPY
Hospital Statistics - Physiotherapy Patient**

Total No. Of Patient per year 2022-23

| OPD/IPD | No. of Patients |
|---------|-----------------|
| OPD | 8759 |
| IPD | 13955 |
| Total | 22714 |



Principal
Principal
Dr. Ulhas Patil College of
Physiotherapy, Jalgaon

Incharge
Incharge