

Maharashtra University of Health Sciences, Nashik
Inspection Committee Report for Academic Year 2022- 2023

Clinical Material in Hospital

Faculty: **Physiotherapy**

Name of College/Institute: **Dr. Ulhas Patil college of Physiotherapy, Jalgaon**

Sr. No.	Particulars to be verified	Adequate / Inadequate																																																				
a.	There must be a parent Hospital with minimum 300 beds Indoor & Outdoor Facility with Physiotherapy exposure in the broad specialty areas including Intensive care to provide practical experience to the student.:	Adequate																																																				
b.	The student to patient ratio should be minimum 1:5, the first part being student & second part patient.	Adequate																																																				
c.	The desirable breakup of beds shall be as follows : Student Patient Ratio (as per M.S.R., it must be 1:5) : <table border="1" style="margin-left: 20px;"> <thead> <tr> <th>Sr.N o.</th> <th>Specialty</th> <th>For 30 & 60 Intake</th> <th>For 100 Intake</th> </tr> </thead> <tbody> <tr><td>01</td><td>General Medicine</td><td>60</td><td>90</td></tr> <tr><td>02</td><td>General Surgery</td><td>60</td><td>90</td></tr> <tr><td>03</td><td>Orthopedics</td><td>60</td><td>90</td></tr> <tr><td>04</td><td>Obst & Gynac</td><td>30</td><td>60</td></tr> <tr><td>05</td><td>Pediatrics</td><td>30</td><td>60</td></tr> <tr><td>06</td><td>Medical ICU</td><td>10</td><td>15</td></tr> <tr><td>07</td><td>Surgical ICU</td><td>10</td><td>15</td></tr> <tr><td>08</td><td>PICU + NICU</td><td>10</td><td>15</td></tr> <tr><td>09</td><td>ICCU + RICU</td><td>10</td><td>10</td></tr> <tr><td>10</td><td>Burns Unit / ICU</td><td>10</td><td>05</td></tr> <tr><td>11</td><td>Emergency</td><td>10</td><td>10</td></tr> <tr><td colspan="2" style="text-align: center;">Total</td><td>300</td><td>450</td></tr> </tbody> </table>	Sr.N o.	Specialty	For 30 & 60 Intake	For 100 Intake	01	General Medicine	60	90	02	General Surgery	60	90	03	Orthopedics	60	90	04	Obst & Gynac	30	60	05	Pediatrics	30	60	06	Medical ICU	10	15	07	Surgical ICU	10	15	08	PICU + NICU	10	15	09	ICCU + RICU	10	10	10	Burns Unit / ICU	10	05	11	Emergency	10	10	Total		300	450	Adequate
Sr.N o.	Specialty	For 30 & 60 Intake	For 100 Intake																																																			
01	General Medicine	60	90																																																			
02	General Surgery	60	90																																																			
03	Orthopedics	60	90																																																			
04	Obst & Gynac	30	60																																																			
05	Pediatrics	30	60																																																			
06	Medical ICU	10	15																																																			
07	Surgical ICU	10	15																																																			
08	PICU + NICU	10	15																																																			
09	ICCU + RICU	10	10																																																			
10	Burns Unit / ICU	10	05																																																			
11	Emergency	10	10																																																			
Total		300	450																																																			
d.	Student : Bed Ratio (Undergraduate) : 1:6																																																					
e.	Average Bed Occupancy in % : 85%																																																					
f.	Whether separate Registration room is available at OPD? YES a. Number of total patients registered in last Year : 6500 b. Number of New Patients registered on daily average : 26 c. Number of Old patient registered on daily average : 15 d. Average Number of patients attending OPD (current year) : 7500-8000 e. Whether records of patient registration are well maintained : YES	Adequate																																																				
g.	Indoor Physiotherapy Department Areas as per Clinical Load and Intake: (as per M.S.R.) Clinical Load, Total Strength of Hospital Beds, Outdoor Physiotherapy Load per specialty, Indoor Physiotherapy Load per Specialty, Student : Patient ratio per specialty.	Adequate																																																				
h.	Outdoor Physiotherapy Department Areas as per Clinical Load and Intake : (as per M.S.R.)	Adequate																																																				
i.	Physiotherapy OPD Services (as per M.S.R.) : The hospital shall have functional physiotherapy department providing services on outpatient & in patient department at least since 12 Months prior application & shall maintain required OPD and IPD records for verification.	Adequate																																																				
	<ul style="list-style-type: none"> • As per Central Council Norms/ University Norms, above Infrastructure must be available at College. • If Infrastructure is available, then mark "Adequate" & do not attach any documents. • In case of "Inadequate", it must be mark as "Inadequate" with evidence. 																																																					



Dean/ Principal Stamp & Signature

Dr. Ulhas Patil
 Dr. Ulhas Patil College of
 Physiotherapy, Jalgaon

**GODAVARI FOUNDATION'S
DR.ULHAS PATIL COLLEGE OF PHYSIOTHERAPY
Hospital Statistics - Physiotherapy Patient**

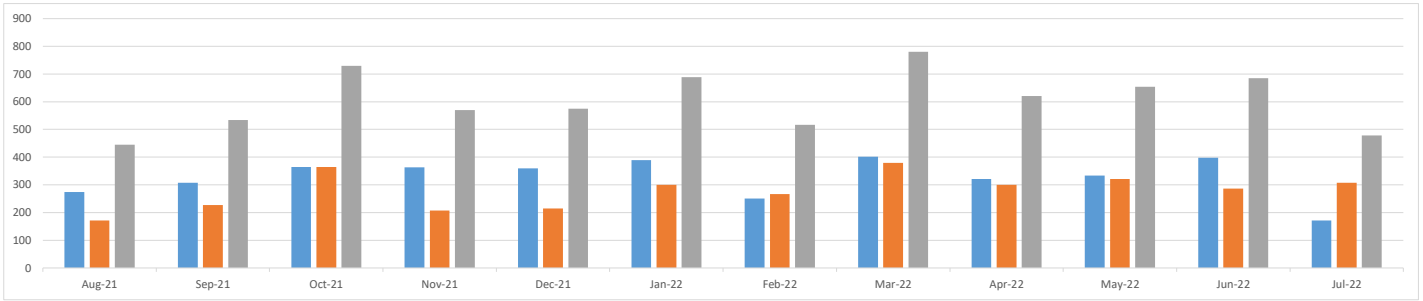
Physiotherapy OPD Statistics											
Month	Musculoskeletal			Neurology			Cardio-Respiratory				
	Male	Female	Total	Male	Female	Total	Male	Female	Total		
Aug-21	274	171	445	73	20	93	5		2	7	
Sep-21	307	227	534	88	31	119	54		30	84	
Oct-21	365	364	729	77	57	134	59		71	130	
Nov-21	363	207	570	80	63	143	69		56	125	
Dec-21	360	215	575	82	67	149	60		64	124	
Jan-22	389	300	689	89	75	164	77		75	152	
Feb-22	250	267	517	66	60	126	66		61	127	
Mar-22	401	379	780	80	88	168	89		80	169	
Apr-22	321	300	621	91	79	170	80		79	159	
May-22	333	321	654	85	86	171	79		89	168	
Jun-22	398	287	685	78	77	155	81		70	151	
Jul-22	171	307	478	63	73	136	71		77	148	
Total											

Incharge

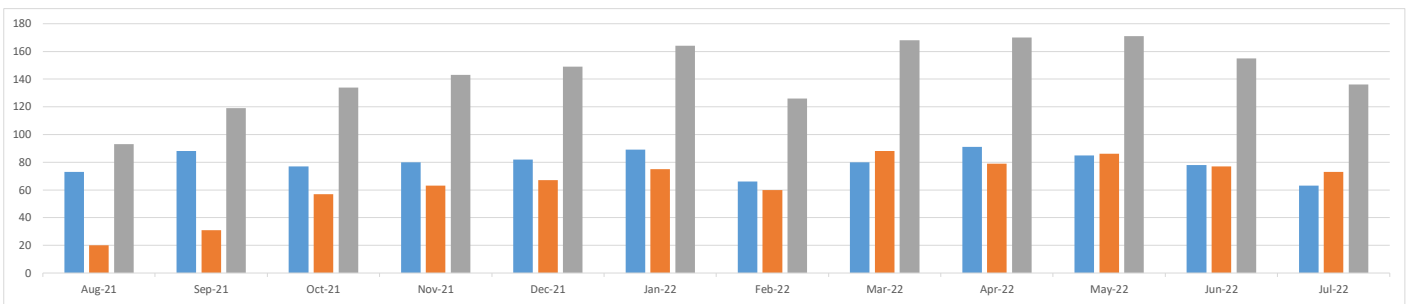
Principal

**GODAVARI FOUNDATION'S
DR.ULHAS PATIL COLLEGE OF PHYSIOTHERAPY
Hospital Statistics - Physiotherapy Patient**

Musculoskeletal Physiotherapy OPD Statistics for the year Aug 2021 to July 2022



Neurology Physiotherapy OPD Statistics for the year Aug 2021 to July 2022

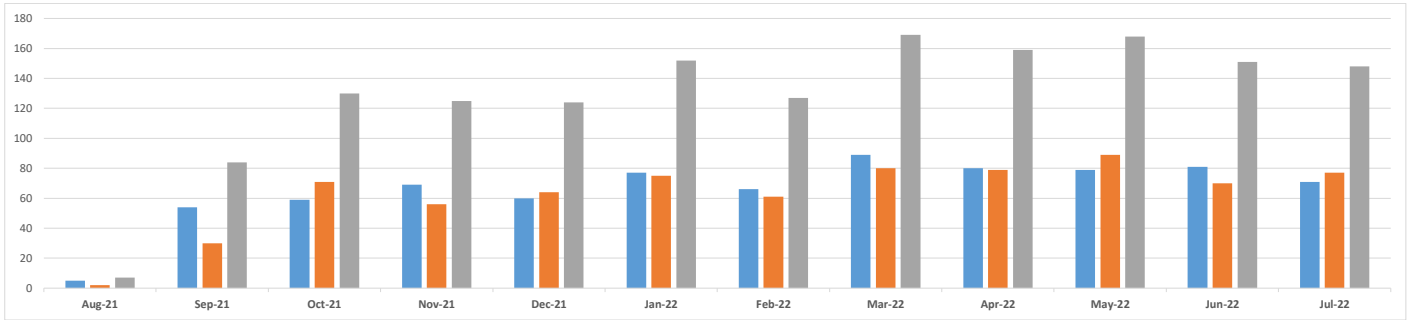


Incharge

Principal

**GODAVARI FOUNDATION'S
DR.ULHAS PATIL COLLEGE OF PHYSIOTHERAPY
Hospital Statistics - Physiotherapy Patient**

Cardiorespiratory Physiotherapy OPD Statistics for the year Aug 2021 to July 2022

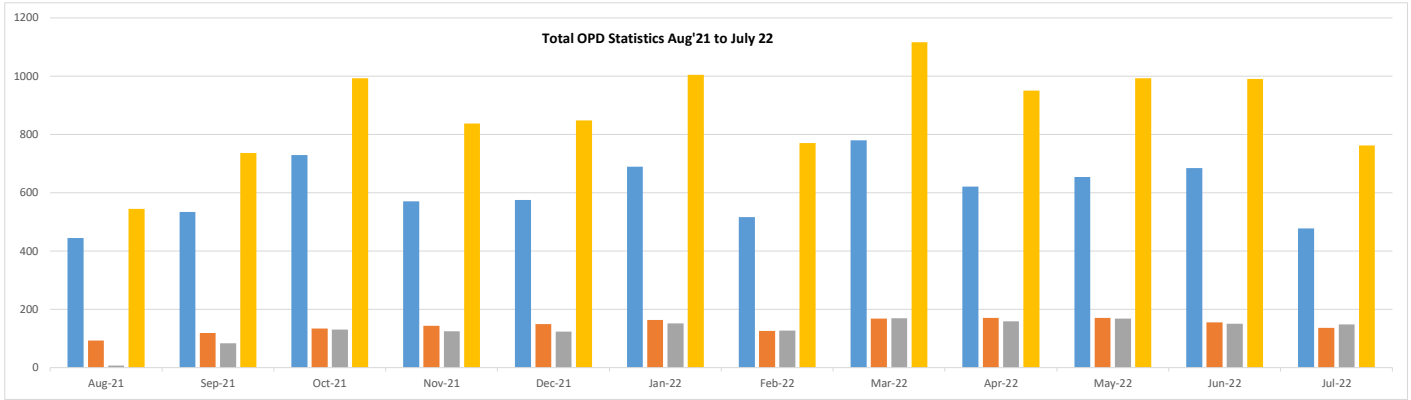


Male
Female
Total

Incharge

Principal

**GODAVARI FOUNDATION'S
DR.ULHAS PATIL COLLEGE OF PHYSIOTHERAPY
Hospital Statistics - Physiotherapy Patient**



- Musculoskeletal Physiotherapy OPD
- Neurology Physiotherapy OPD
- Cardiorespiratory Physiotherapy OPD
- Total

Month	Musculo	Neuro	Cardio	Total
Aug-21	445	93	7	545
Sep-21	534	119	84	737
Oct-21	729	134	130	993
Nov-21	570	143	125	838
Dec-21	575	149	124	848
Jan-22	689	164	152	1005
Feb-22	517	126	127	770
Mar-22	780	168	169	1117
Apr-22	621	170	159	950
May-22	654	171	168	993
Jun-22	685	155	151	991
Jul-22	478	136	148	762
Total	7277	1728	1544	10549

Incharge

Principal

**GODAVARI FOUNDATION'S
DR.ULHAS PATIL COLLEGE OF PHYSIOTHERAPY
Hospital Statistics - Physiotherapy Patient**

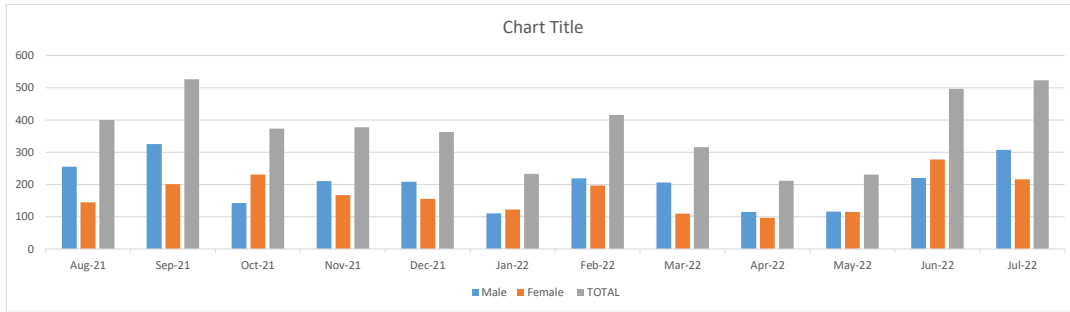
Month	Ortho Ward			Neurology			CCU			NICU			PICU			MICU			SICU			Medicine Ward			Surgery Ward			OBGY
	Male	Female	Total	Male	Female	Total	Male	Female	Total	Male	Female	Total	Male	Female	Total	Male	Female	Total	Male	Female	Total	Male	Female	Total	Male	Female	Total	
	Aug-21	255	145	400	237	63	300	7	6	13	10	6	16	15	13	28	46	37	83	20	30	50	63	51	114	28	27	
Sep-21	325	201	526	192	130	322	12	10	22	16	12	28	14	13	27	41	45	86	30	12	42	76	64	140	25	26	51	30
Oct-21	142	231	373	178	120	298	12	10	22	9	14	23	11	10	21	42	48	90	12	12	24	55	74	129	26	33	59	20
Nov-21	210	167	377	215	140	355	10	9	19	18	16	34	10	10	20	56	42	98	11	12	23	68	57	125	35	36	71	20
Dec-21	208	155	363	165	134	299	11	12	23	12	22	34	10	10	20	39	57	96	15	21	36	70	50	120	35	21	56	30
Jan-22	111	122	233	119	110	229	12	11	23	10	10	20	22	21	43	55	58	113	37	22	59	66	67	133	40	25	65	41
Feb-22	219	197	416	160	50	210	14	14	28	12	14	26	31	21	52	36	39	75	34	36	70	71	83	154	39	43	82	23
Mar-22	206	110	316	199	81	280	14	15	29	13	21	34	32	33	65	38	48	86	34	35	69	88	77	165	29	42	71	24
Apr-22	115	97	212	201	70	271	12	12	24	14	10	24	30	21	51	42	34	76	36	31	67	86	78	164	44	30	74	24
May-22	116	115	231	175	78	253	10	14	24	14	17	31	31	30	61	49	30	79	31	21	52	70	84	154	28	38	66	47
Jun-22	220	277	497	198	78	276	15	16	31	14	14	28	20	30	50	47	57	104	38	33	71	66	92	158	45	35	80	44
Jul-22	307	216	523	201	61	262	13	18	31	11	10	21	28	24	52	58	27	85	38	32	70	94	74	168	28	33	61	40
Total	2434	2033	4467	2240	1115	3355	142	147	289	153	166	319	254	236	490	549	522	1071	336	297	633	873	851	1724	402	389	791	363

Incharge

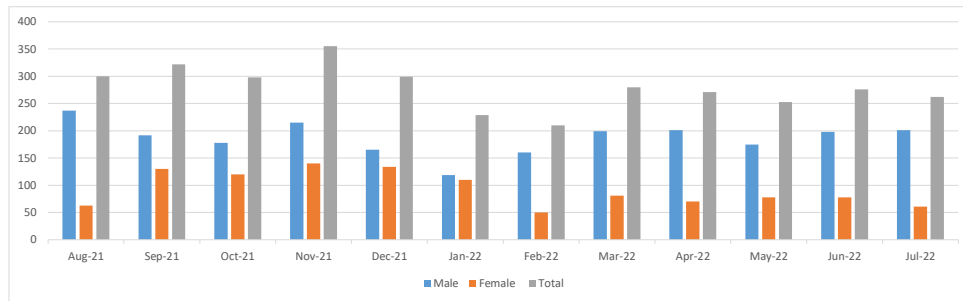
Principal

**GODAVARI FOUNDATION'S
DR.ULHAS PATIL COLLEGE OF PHYSIOTHERAPY
Hospital Statistics - Physiotherapy Patient**

Ortho Ward- IPD Statistics



Neurology Ward- IPD Statistics

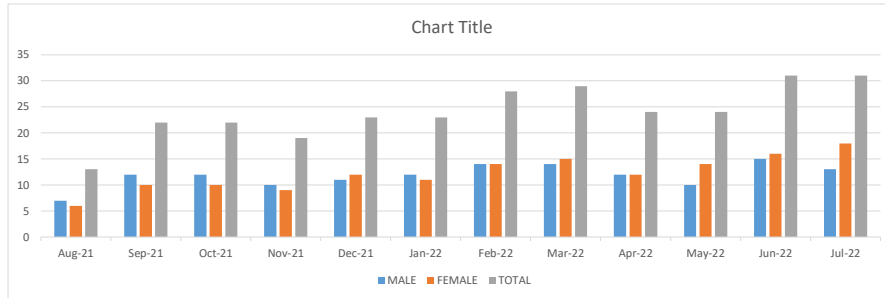


Incharge

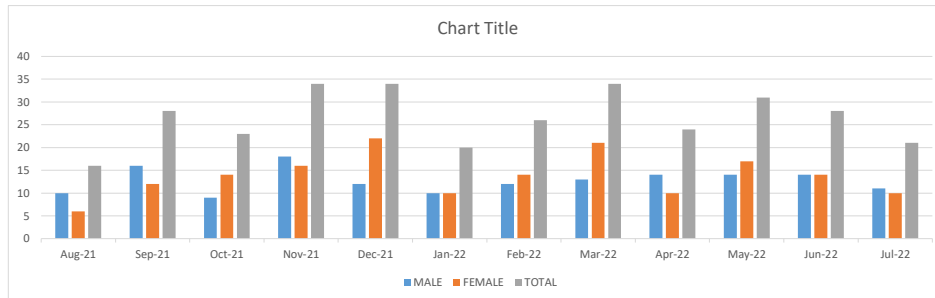
Principal

**GODAVARI FOUNDATION'S
DR.ULHAS PATIL COLLEGE OF PHYSIOTHERAPY
Hospital Statistics - Physiotherapy Patient**

CCU- IPD Statistics



NICU- IPD Statistics

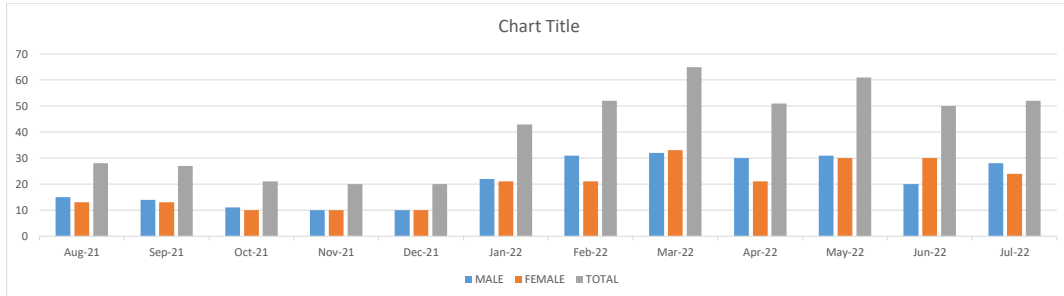


Incharge

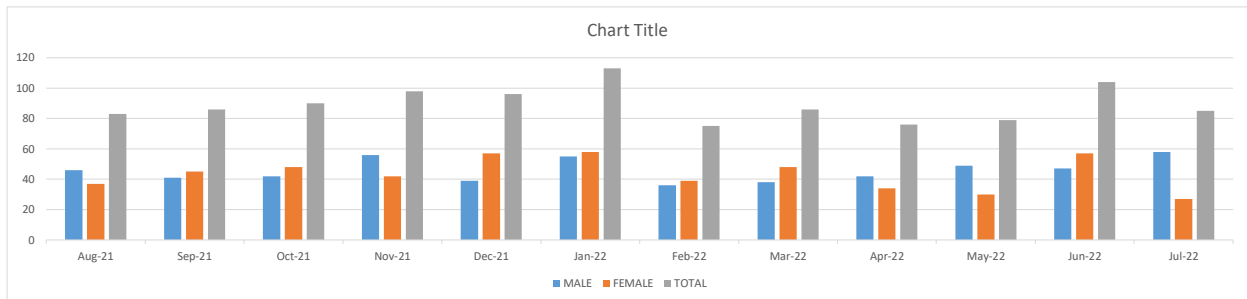
Principal

**GODAVARI FOUNDATION'S
DR.ULHAS PATIL COLLEGE OF PHYSIOTHERAPY
Hospital Statistics - Physiotherapy Patient**

PICU- IPD Statistics



MICU- IPD Statistics

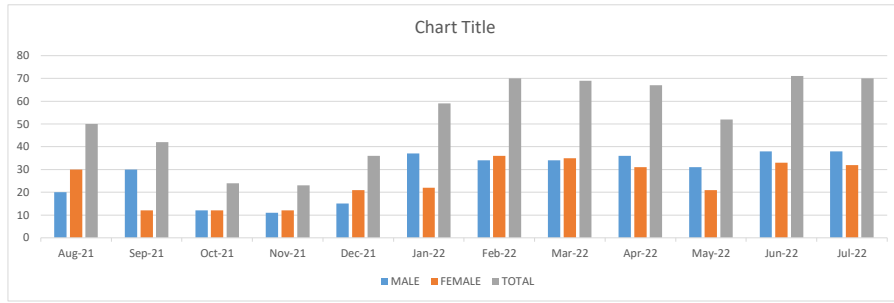


Incharge

Principal

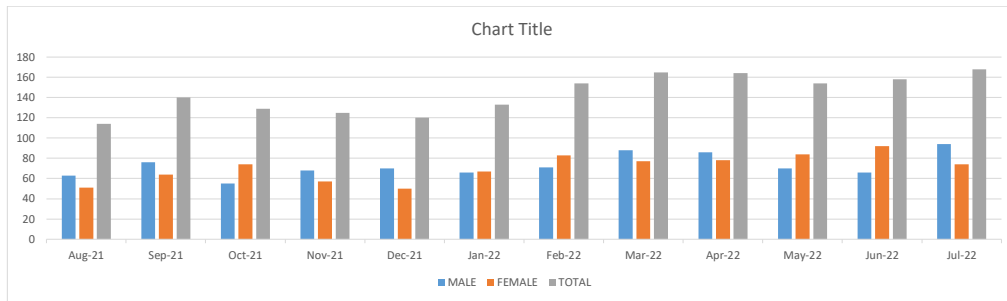
**GODAVARI FOUNDATION'S
DR.ULHAS PATIL COLLEGE OF PHYSIOTHERAPY
Hospital Statistics - Physiotherapy Patient**

SICU- IPD Statistics



I

Medicine Ward- IPD Statistics

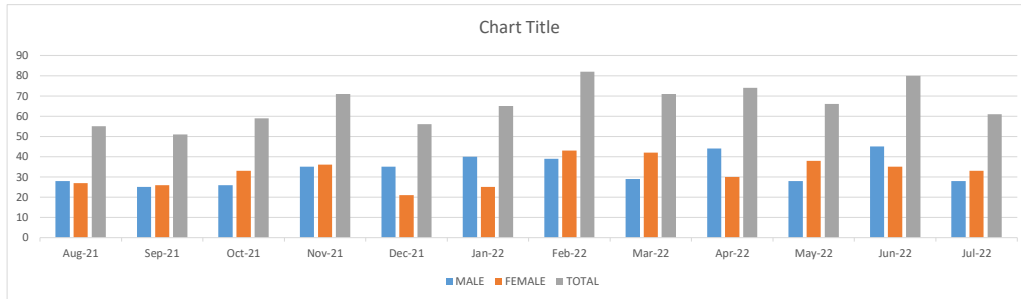


Incharge

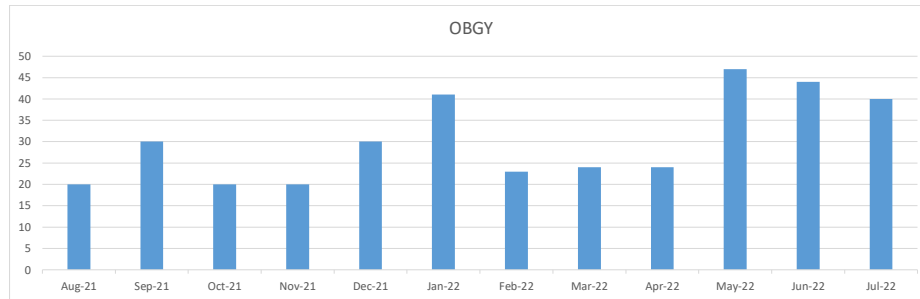
Principal

**GODAVARI FOUNDATION'S
DR.ULHAS PATIL COLLEGE OF PHYSIOTHERAPY
Hospital Statistics - Physiotherapy Patient**

Surgery Ward- IPD Statistics



OBGY Ward- IPD Statistics

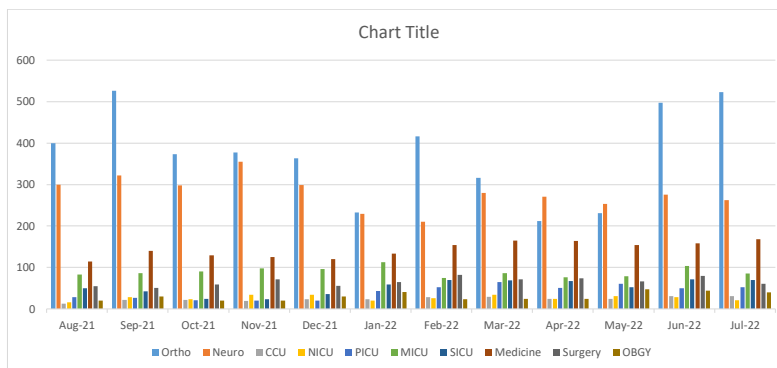


Incharge

Principal

**GODAVARI FOUNDATION'S
DR.ULHAS PATIL COLLEGE OF PHYSIOTHERAPY
Hospital Statistics - Physiotherapy Patient**

Month	Ortho	Neuro	CCU	NICU	PICU	MICU	SICU	Medicine	Surgery	OBGY
Aug-21	400	300	13	16	28	83	50	114	55	20
Sep-21	526	322	22	28	27	86	42	140	51	30
Oct-21	373	298	22	23	21	90	24	129	59	20
Nov-21	377	355	19	34	20	98	23	125	71	20
Dec-21	363	299	23	34	20	96	36	120	56	30
Jan-22	233	229	23	20	43	113	59	133	65	41
Feb-22	416	210	28	26	52	75	70	154	82	23
Mar-22	316	280	29	34	65	86	69	165	71	24
Apr-22	212	271	24	24	51	76	67	164	74	24
May-22	231	253	24	31	61	79	52	154	66	47
Jun-22	497	276	31	28	50	104	71	158	80	44
Jul-22	523	262	31	21	52	85	70	168	61	40
	4467	3355	289	319	490	1071	633	1724	791	363

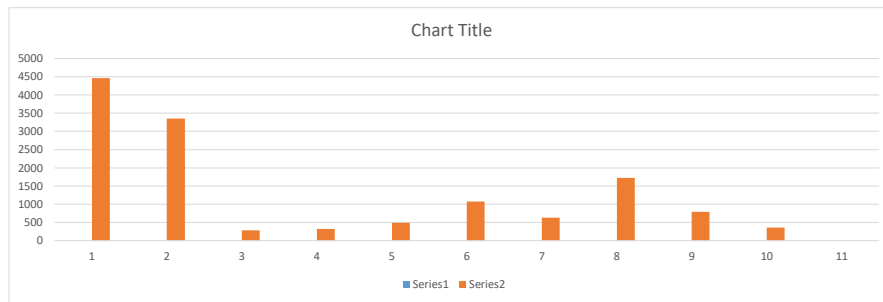


Incharge

Principal

**GODAVARI FOUNDATION'S
DR.ULHAS PATIL COLLEGE OF PHYSIOTHERAPY
Hospital Statistics - Physiotherapy Patient**

S.no	Ward	Total No. of Patients Per Year
1	Orthopaedics	4467
2	Neurology	3355
3	CCU	289
4	NICU	319
5	PICU	490
6	MICU	1071
7	SICU	633
8	Medicine	1724
9	Surgery	791
10	OBGY	363

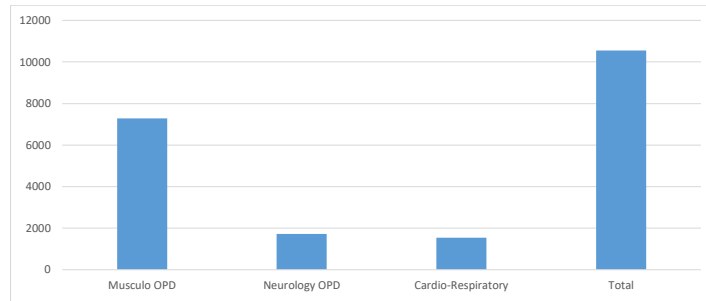


Incharge

Principal

**GODAVARI FOUNDATION'S
DR.ULHAS PATIL COLLEGE OF PHYSIOTHERAPY
Hospital Statistics - Physiotherapy Patient**

OPD Dept.	No. of Patients in a year
Musculoskeletal	7277
Neurology	1728
Cardiorespiratory	1544
Total	10549



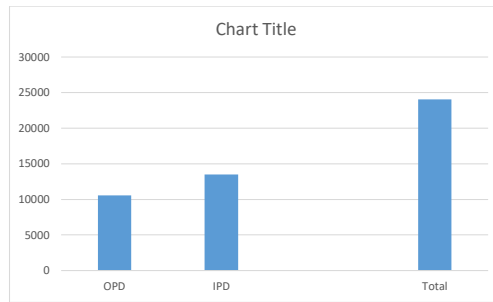
Incharge

Principal

**GODAVARI FOUNDATION'S
DR.ULHAS PATIL COLLEGE OF PHYSIOTHERAPY
Hospital Statistics - Physiotherapy Patient**

Total No. Of Patient per year

OPD/IPD	No. of Patients
OPD	10549
IPD	13502
Total	24051



Incharge

Principal